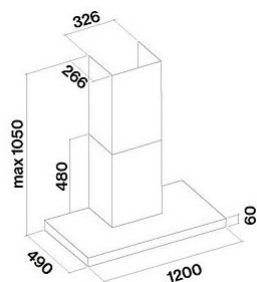


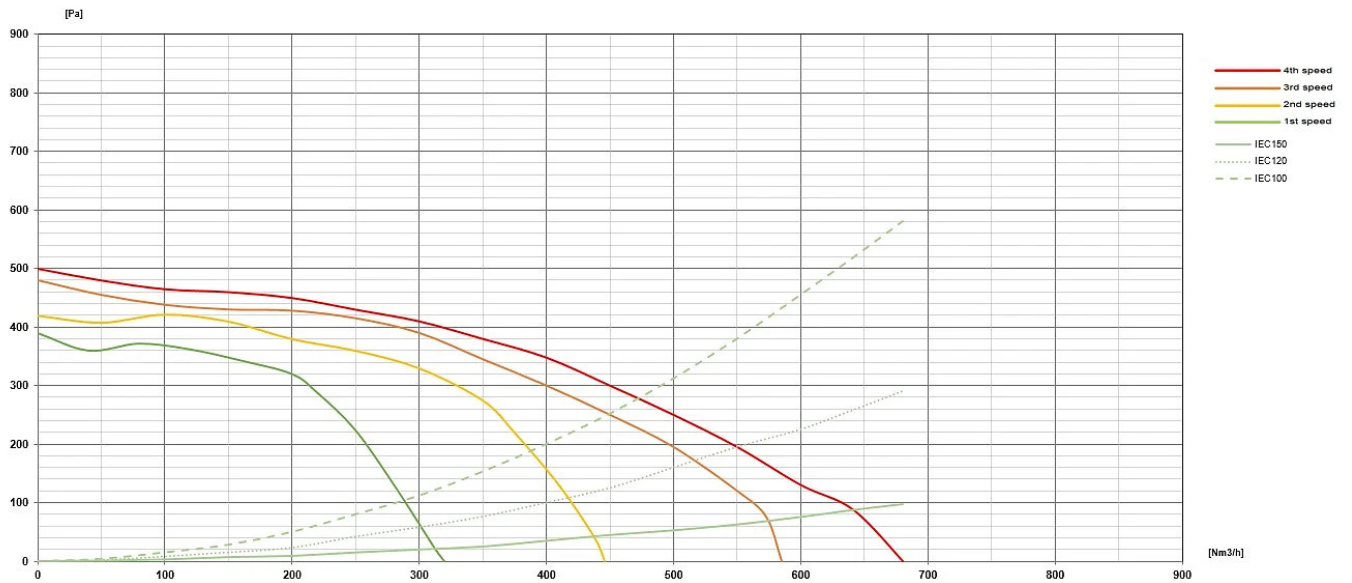
Versiune	Plus - Perete - 120 cm - alb - 800 m ³ /h
Design	Falmec Lab Design
	Oțel vopsit alb Aspirație perimetrală
Control	Panou de control electronic Telecomandă (opțional) Dialogue system cu mod automat
Modul	
Iluminat	Dimmable led lighting Dynamic LED Light (2700K - 5600K) Strip LED - 2700 K / 5600 K
Filters	Filtru de grăsime din metal, detașabil și lavabil Filtru Regenerable Carbon.Zeo Microtech (opțional)
Dimensions	120 cm 52 cm 60 cm
Notes	Availability Carbon.Zeo filter KACL.1039 for hoods produced from Sept. 2024
	280 W
Tensiune/frecvență	220-240V 50-60Hz
Motor	800 m ³ /h 641 m ³ /h I.E.C.61591 66 dB (A)re1pW I.E.C. 60704-2-13 A
Net Weight	33.9 kg 27.1 kg 0.37 m ³ L 1310 x H 482 x P 595 mm




Accessorii optionale

Code	Description
KACL.1039	Filtru Regenerabil Carbon.Zeo Microtech
KACL.1032#BF	Extension H700 Wall - White
KACL.1033#BF	Extension H960 Wall - White
KACL.865	Transportator pentru versiuni cu filtru (perete)
105080053	Telecomanda

Viteza motorului	1	2	3	4
	51	61	66	69
	313	468	573	641
	390	420	480	500
	145	175	215	245
leșire aer	150	150	150	150





PF		
S	Falmec Lab	
M	Plus - Perete - 120 cm - alb - 800 m3/h	
AEC	48.50	kWh/a
EEC	A	
FDE	29.20	
FDEC	A	
LE	14.20	
LEC	D	
GFE	80	
GFEC	C	
Qmin	313	m ³ /h
Qmax	573	m ³ /h
Qboost	641	m ³ /h
SPEmin	51	dBa
SPEmax	66	dBa
SPEboost	69	dBa
PO		
PS	0.48	W
PI		
F	0.90	
EEL	53.20	
Qbep	366	m ³ /h
Pbep	373	Pa
Qboost	641	m ³ /h
Wbep	130	W
WL	8.00	W
Emiddle	114	lux
Lwa-SPEmax	66	dBa

PF_Scheda prodotto conforme a 65/2014 S_Supplier name / M_Model identification / AEC_Annual Energy Consumption (AEC hood) / EEC_Energy Efficiency class / FDE_Fluid Dynamic Efficiency (FDE hood) / FDEC_Fluid Dynamic Efficiency class / LE_Lighting Efficiency (LE hood) / LEC_Lighting Efficiency class / GFE_Grease Filtering Efficiency / GFEC_Grease Filtering Efficiency class / Qmin_Air flow (in m³/h) at min speed in normal use / Qmax_Air flow (in m³/h) at max speed in normal use / Qboost_Air flow (in m³/h) at intensive or boost setting (max air-flow) / SPEmin_Airborne acoustical A-weighted sound power emissions at min speed in normal use / SPEmax_Airborne acoustical A-weighted sound power emissions at max speed in normal use / SPEboost_Airborne acoustical A-weighted sound power emissions (in dB) at intensive or boost setting / P0_Power consumption in off mode (Po) / Ps_Power consumption in stand by mode (Ps).

PI_Additional information according to 66/2014 Calculation methods: EN 61591:2020 F_Time increase factor / EEL_Energy Efficiency Index / Qbep_Measured air flow rate at best efficiency point / Pbep_Measured air pressure at best efficiency point / Qboost_Maximum air flow / Wbep_Measured electric power input at best efficiency point / WL_Nominal power of the lighting system / Emiddle_Average illumination of the lighting system on the cooking surface / Lwa=SPEmax_Sound pressure level at the highest speed.