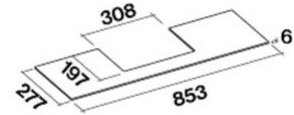
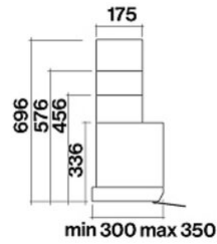
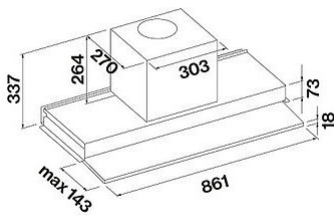


Versiune	Incorporat 90 cm - Alb - 800 m3/h
Design	Falmec Lab Design Oțel inoxidabil, finisaj scotch brite Partea inferioară: sticlă albă călită Sliding front with integrated control Automatic switch-on when opening the panel
Control	Panou de control electronic
Modul	
Masca pentru tubulatura	Șemineu opțional
Raft	Raft de sticlă opțional
Iluminat	Dimmable led lighting Dynamic LED Light (2700K - 5600K) Led 3x1,2 W - 2700 K / 5600 K
Filters	Filtru de grăsime din metal, detașabil și lavabil Filtru Regenerable Carbon.Zeo Microtech (opțional)
Dimensions	90 cm 52 cm 52 cm
Notes	Control: indicarea comenzilor pe panoul de comanda frontal (Panoul de comanda se afla in partea de sus). Availability Carbon.Zeo filter KACL.961 for hoods produced from 02.05.2021. Availability Carbon.Zeo filter KACL.1039 for hoods produced from Sept. 2024 Dimmable led lighting from 11.07.23
Tensiune/frecvență	280 W 220-240V 50-60Hz
Plug	Shuko
Motor	800 m ³ /h 680 m ³ /h I.E.C.61591 62 dB (A)re1pW I.E.C. 60704-2-13 B
Net Weight	20.2 kg 16.8 kg 0.19 m ³ L 995 x H 412 x P 465 mm





Hood

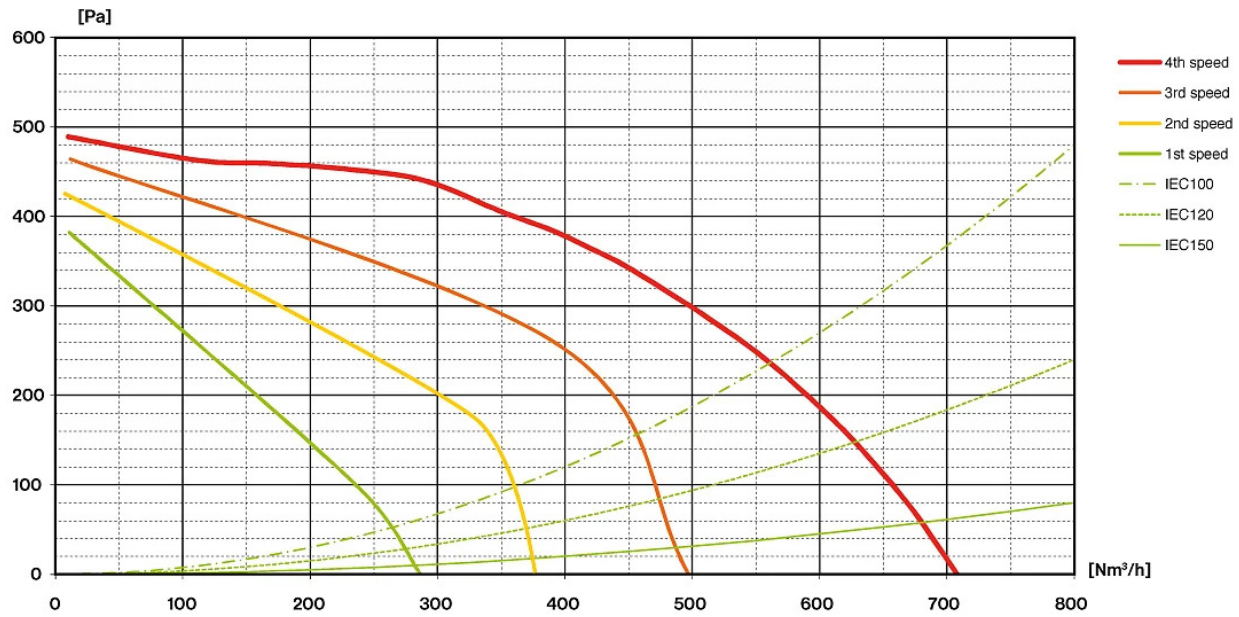
Șemineu opțional


Optional shelf

Accesorii opționale

Code	Description
KACL.1039	Filtru Regenerabil Carbon.Zeo Microtech
KACL.107	Sticla raft 90 cm
KCVJN.01#3	Kit Chimney Virgola-Move H120 Stainless Steel
KCVJN.00#3	Telescop chimney h 185 + h 185 - Virgola/Move
KACL.1059	Deflector de aer pentru ieșire D=150mm
KACL.815	Șervețel de protecție pentru suprafețe din oțel inoxidabil (cutie 10 buc.)

Viteza motorului	1	2	3	4
	49	56	62	68
	280	370	480	680
	390	420	480	500
	132	153	175	215
leșire aer	150	150	150	150





PF		
S	Falmec Lab	
M	Incorporat 90 cm - Alb - 800 m3/h	
AEC	67.00	kWh/a
EEC	B	
FDE	26.30	
FDEC	B	
LE	20.70	
LEC	B	
GFE	80	
GFEC	C	
Qmin	280	m ³ /h
Qmax	480	m ³ /h
Qboost	680	m ³ /h
SPEmin	49	dBa
SPEmax	62	dBa
SPEboost	68	dBa
PO	0	W
PS	0.48	W
PI		
F	1.10	
EEL	64.30	
Qbep	382	m ³ /h
Pbep	384	Pa
Qboost	680	m ³ /h
Wbep	155.1	W
WL	6.50	W
Emiddle	134	lux
Lwa-SPEmax	62	dBa

PF_Scheda prodotto conforme a 65/2014 S_Supplier name / M_Model identification / AEC_Annual Energy Consumption (AEC hood) / EEC_Energy Efficiency class / FDE_Fluid Dynamic Efficiency (FDE hood) / FDEC_Fluid Dynamic Efficiency class / LE_Lighting Efficiency (LE hood) / LEC_Lighting Efficiency class / GFE_Grease Filtering Efficiency / GFEC_Grease Filtering Efficiency class / Qmin_Air flow (in m³/h) at min speed in normal use / Qmax_Air flow (in m³/h) at max speed in normal use / Qboost_Air flow (in m³/h) at intensive or boost setting (max air-flow) / SPEmin_Airborne acoustical A-weighted sound power emissions at min speed in normal use / SPEmax_Airborne acoustical A-weighted sound power emissions at max speed in normal use / SPEboost_Airborne acoustical A-weighted sound power emissions (in dB) at intensive or boost setting / P0_Power consumption in off mode (Po) / Ps_Power consumption in stand by mode (Ps).

PI_Additional information according to 66/2014 Calculation methods: EN 61591:2020 F_Time increase factor / EEL_Energy Efficiency Index / Qbep_Measured air flow rate at best efficiency point / Pbep_Measured air pressure at best efficiency point / Qboost_Maximum air flow / Wbep_Measured electric power input at best efficiency point / WL_Nominal power of the lighting system / Emiddle_Average illumination of the lighting system on the cooking surface / Lwa=SPEmax_Sound pressure level at the highest speed.