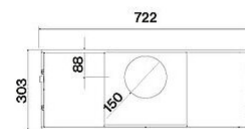
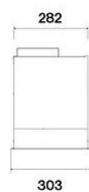
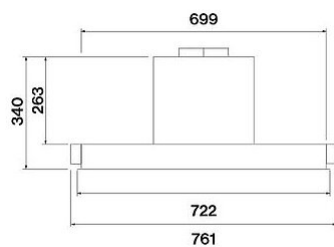



Versiune	Incorpat - 76 cm - alb - 800 m3/h
Design	Falmec Lab Design Oțel vopsit alb Sticlă călită cu finisaj alb Aspirație perimetrală Motor rotatable in 4 directions
Control	Panou cu buton tactil Telecomandă inclusă Dialogue system cu mod automat
Modul	
Iluminat	Dimmable led lighting Dynamic LED Light (2700K - 5600K) Bandă LED Strip LED - 2700 K / 5600 K
Filters	Filtru de grăsime din metal, detașabil și lavabil Filtru Regenerable Carbon.Zeo Microtech (opțional)
Dimensions	76 cm 52 cm 150 cm 52 cm 150 cm
Notes	Availability Carbon.Zeo filter KACL.1039 for hoods produced from Sept. 2024
Tensiune/frecvență	280 W 220-240V 50-60Hz
Motor	800 m ³ /h 638 m ³ /h I.E.C.61591 63 dB (A)re1pW I.E.C. 60704-2-13 B
Net Weight	17.6 kg 9.4 kg 0.12 m ³ L 995 x H 412 x P 465 mm





Accessorii optionale

Code	Description
KACL.1039	Filtru Regenerabil Carbon.Zeo Microtech
KACL.1059	Deflector de aer pentru ieşire D=150mm



PF		
S	Falmecc Lab	
M	Incorpat - 76 cm - alb - 800 m3/h	
AEC	59.50	kWh/a
EEC	B	
FDE	27.50	
FDEC	B	
LE	38.10	
LEC	A	
GFE	80	
GFEC	C	
Qmin	280	m ³ /h
Qmax	548	m ³ /h
Qboost	638	m ³ /h
SPEmin	50	dBa
SPEmax	63	dBa
SPEboost	67	dBa
PO		
PS	0.28	W
PI		
F	1.00	
EEL	60.50	
Qbep	359	m ³ /h
Pbep	384	Pa
Qboost	638	m ³ /h
Wbep	139	W
WL	12.00	W
Emiddle	457	lux
Lwa-SPEmax	63	dBa

PF_Scheda prodotto conforme a 65/2014 S_Supplier name / M_Model identification / AEC_Annual Energy Consumption (AEC hood) / EEC_Energy Efficiency class / FDE_Fluid Dynamic Efficiency (FDE hood) / FDEC_Fluid Dynamic Efficiency class / LE_Lighting Efficiency (LE hood) / LEC_Lighting Efficiency class / GFE_Grease Filtering Efficiency / GFEC_Grease Filtering Efficiency class / Qmin_Air flow (in m³/h) at min speed in normal use / Qmax_Air flow (in m³/h) at max speed in normal use / Qboost_Air flow (in m³/h) at intensive or boost setting (max air-flow) / SPEmin_Airborne acoustical A-weighted sound power emissions (in dB) at min speed in normal use / SPEmax_Airborne acoustical A-weighted sound power emissions at max speed in normal use / SPEboost_Airborne acoustical A-weighted sound power emissions (in dB) at intensive or boost setting / P0_Power consumption in off mode (Po) / Ps_Power consumption in stand by mode (Ps).

PI_Additional information according to 66/2014 Calculation methods: EN 61591:2020 F_Time increase factor / EEL_Energy Efficiency Index / Qbep_Measured air flow rate at best efficiency point / Pbep_Measured air pressure at best efficiency point / Qboost_Maximum air flow / Wbep_Measured electric power input at best efficiency point / WL_Nominal power of the lighting system / Emiddle_Average illumination of the lighting system on the cooking surface / Lwa=SPEmax_Sound pressure level at the highest speed.