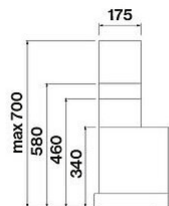
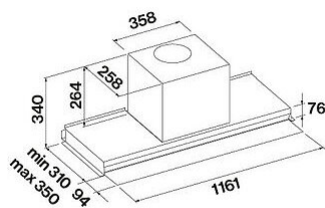



<b>Versiune</b>	Comfort - Built-in - 120 cm - Negru - 800 m <sup>3</sup> /h
<b>Design</b>	Falmecc Lab No-Drop
<b>Technology</b>	Customisable frontal part Sistem anti-condens patentat No-Drop Side sound-absorbing panels for noise reduction Suction chamber enlarged Rotatable tempered glass flap with integrated control Protective flaps for the edge of the wall unit Colector de lichid vidabil
<b>Control</b>	Panou cu buton tactil
<b>Modul</b>	
<b>Iluminat</b>	Dynamic LED Light (2700K - 5600K) Dimmable led lighting Strip Led 5,8 W - 2700 K / 5600 K
<b>Filters</b>	Filtru de grăsime din metal, detaşabil și lavabil Anti-condensation no-drop filter in technopolymer Filtru Regenerable Carbon.Zeo Microtech (opțional)
<b>Tensiune/frecvență</b>	280 W 220-240V 50-60Hz
<b>Motor</b>	800 m <sup>3</sup> /h 680 m <sup>3</sup> /h I.E.C.61591 63 dB (A)re1pW I.E.C. 60704-2-13 A
<b>Net Weight</b>	21.9 kg 17.4 kg 0.25 m <sup>3</sup> L 1295 x H 412 x P 465 mm



**Accessorii optionale**

<b>Code</b>	<b>Description</b>
KACL.1059	Deflector de aer pentru ieşire D=150mm
KACL.1069	Ø150x370 - Tub izolat fonic (Virgola Touch Comfort/Virgola No-Drop Comfort)
KCVJN.01#N	KIT CHIMNEY VIRGOLA-MOVE H=120 (W/Packaging) BLACK
KCVJN.00#N	KIT CHIMNEY VIRGOLA-MOVE H=185 + PROL. H=185 (W/Packaging) BLACK



PF		
S	Falmecc Lab	
M	Comfort - Built-in - 120 cm - Negru - 800 m3/h	
AEC	49.90	kWh/a
EEC	A	
FDE	30.50	
FDEC	A	
LE	21.20	
LEC	B	
GFE	70	
GFEC	D	
Qmin	305	m <sup>3</sup> /h
Qmax	553	m <sup>3</sup> /h
Qboost	680	m <sup>3</sup> /h
SPEmin	51	dBa
SPEmax	63	dBa
SPEboost	67	dBa
PO		
PS	0.28	W
PI		
F	0.90	
EEL	52.60	
Qbep	374	m <sup>3</sup> /h
Pbep	408	Pa
Qboost	680	m <sup>3</sup> /h
Wbep	139	W
WL	5.80	W
Emiddle	123	lux
Lwa-SPEmax	63	dBa

PF\_Scheda prodotto conforme a 65/2014 S\_Supplier name / M\_Model identification / AEC\_Annual Energy Consumption (AEC hood) / EEC\_Energy Efficiency class / FDE\_Fluid Dynamic Efficiency (FDE hood) / FDEC\_Fluid Dynamic Efficiency class / LE\_Lighting Efficiency (LE hood) / LEC\_Lighting Efficiency class / GFE\_Grease Filtering Efficiency / GFEC\_Grease Filtering Efficiency class / Qmin\_Air flow (in m<sup>3</sup>/h) at min speed in normal use / Qmax\_Air flow (in m<sup>3</sup>/h) at max speed in normal use / Qboost\_Air flow (in m<sup>3</sup>/h) at intensive or boost setting (max air-flow) / SPEmin\_Airborne acoustical A-weighted sound power emissions (in dB) at min speed in normal use / SPEmax\_Airborne acoustical A-weighted sound power emissions at max speed in normal use / SPEboost\_Airborne acoustical A-weighted sound power emissions (in dB) at intensive or boost setting / P0\_Power consumption in off mode (Po) / Ps\_Power consumption in stand by mode (Ps).

PI\_Additional information according to 66/2014 Calculation methods: EN 61591:2020 F\_Time increase factor / EEL\_Energy Efficiency Index / Qbep\_Measured air flow rate at best efficiency point / Pbep\_Measured air pressure at best efficiency point / Qboost\_Maximum air flow / Wbep\_Measured electric power input at best efficiency point / WL\_Nominal power of the lighting system / Emiddle\_Average illumination of the lighting system on the cooking surface / Lwa=SPEmax\_Sound pressure level at the highest speed.