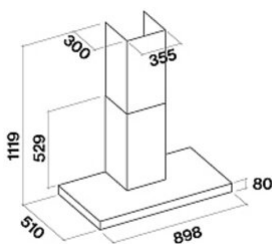


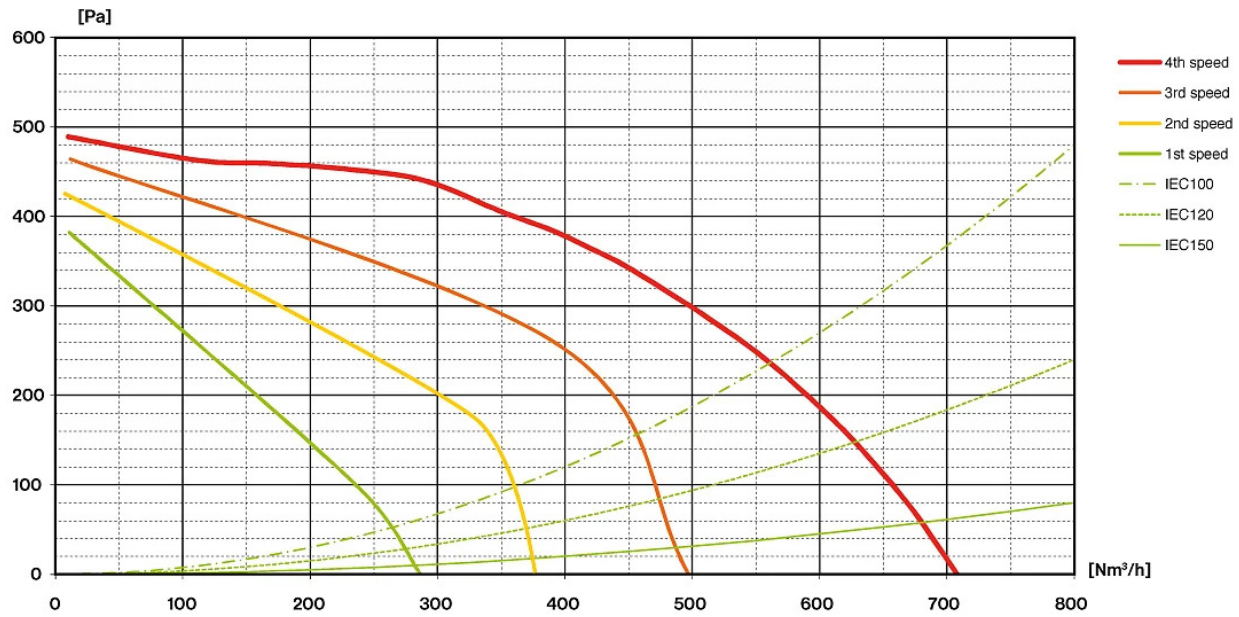
<b>Versiune</b>	Perete - 90 cm - 800 m <sup>3</sup> /h
<b>Design</b>	Falmecc Lab No-Drop
<b>Technology</b>	Scotch brite stainless steel (AISI 304) Sistem anti-condens patentat No-Drop Colector de lichid vidabil
<b>Control</b>	Panou de control electronic
<b>Modul</b>	
<b>Iluminat</b>	Lumină LED
<b>Filters</b>	Anti-condensation no-drop filter in technopolymer Filtru Regenerable Carbon.Zeo Microtech (opțional)
<b>Dimensions</b>	90 cm 52 cm 63 cm
<b>Notes</b>	Availability Carbon.Zeo filter KACL.1039 for hoods produced from Sept. 2024
<b>Tensiune/frecvență</b>	280 W 220-240V 50-60Hz
<b>Motor</b>	800 m <sup>3</sup> /h 680 m <sup>3</sup> /h I.E.C.61591 62 dB (A)re1pW I.E.C. 60704-2-13 B
<b>Net Weight</b>	30.2 kg 24.9 kg 0.29 m <sup>3</sup> L 995 x H 492 x P 595 mm




**Accesorii optionale**

<b>Code</b>	<b>Description</b>
KACL.1039	Filtru Regenerabil Carbon.Zeo Microtech
KACL.570#I	Extension H700 Wall - Inox
KACL.571#I	Extension H960 Wall - Inox
KACL.865	Transportator pentru versiuni cu filtru (perete)
KACL.815	Șervețel de protecție pentru suprafețe din oțel inoxidabil (cutie 10 buc.)

Viteza motorului	1	2	3	4
	49	56	62	68
	280	370	480	680
	390	420	480	500
	132	153	175	215
leșire aer	150	150	150	150





PF		
S	Falmecc Lab	
M	Perete - 90 cm - 800 m3/h	
AEC	71.00	kWh/a
EEC	B	
FDE	26.30	
FDEC	B	
LE	16.00	
LEC	C	
GFE	70	
GFEC	D	
Qmin	280	m <sup>3</sup> /h
Qmax	480	m <sup>3</sup> /h
Qboost	680	m <sup>3</sup> /h
SPEmin	49	dBa
SPEmax	62	dBa
SPEboost	68	dBa
PO		
PS	0.48	W
PI		
F	1.10	
EEL	66.20	
Qbep	382	m <sup>3</sup> /h
Pbep	384	Pa
Qboost	680	m <sup>3</sup> /h
Wbep	155.1	W
WL	12.00	W
Emiddle	192	lux
Lwa-SPEmax	62	dBa

PF\_Scheda prodotto conforme a 65/2014 S\_Supplier name / M\_Model identification / AEC\_Annual Energy Consumption (AEC hood) / EEC\_Energy Efficiency class / FDE\_Fluid Dynamic Efficiency (FDE hood) / FDEC\_Fluid Dynamic Efficiency class / LE\_Lighting Efficiency (LE hood) / LEC\_Lighting Efficiency class / GFE\_Grease Filtering Efficiency / GFEC\_Grease Filtering Efficiency class / Qmin\_Air flow (in m<sup>3</sup>/h) at min speed in normal use / Qmax\_Air flow (in m<sup>3</sup>/h) at max speed in normal use / Qboost\_Air flow (in m<sup>3</sup>/h) at intensive or boost setting (max air-flow) / SPEmin\_Airborne acoustical A-weighted sound power emissions at min speed in normal use / SPEmax\_Airborne acoustical A-weighted sound power emissions at max speed in normal use / SPEboost\_Airborne acoustical A-weighted sound power emissions (in dB) at intensive or boost setting / P0\_Power consumption in off mode (Po) / Ps\_Power consumption in stand by mode (Ps).

PI\_Additional information according to 66/2014 Calculation methods: EN 61591:2020 F\_Time increase factor / EEL\_Energy Efficiency Index / Qbep\_Measured air flow rate at best efficiency point / Pbep\_Measured air pressure at best efficiency point / Qboost\_Maximum air flow / Wbep\_Measured electric power input at best efficiency point / WL\_Nominal power of the lighting system / Emiddle\_Average illumination of the lighting system on the cooking surface / Lwa=SPEmax\_Sound pressure level at the highest speed.