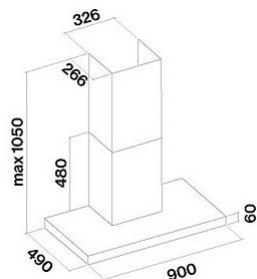


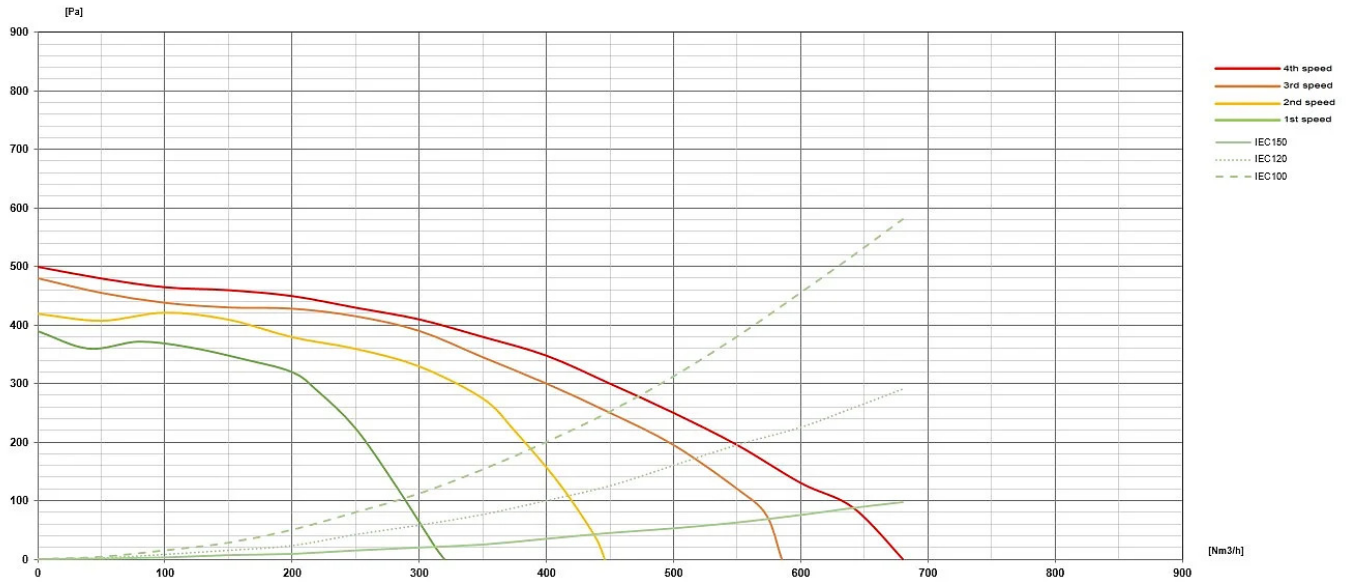
<b>Versiune</b>	Plus - Perete - 90 cm - negru - 800 m <sup>3</sup> /h
<b>Design</b>	Falmec Lab Design  Oțel vopsit în negru Aspirație perimetrală
<b>Control</b>	Panou de control electronic Telecomandă (opțional) Dialogue system cu mod automat
<b>Modul</b>	
<b>Iluminat</b>	Dimmable led lighting Dynamic LED Light (2700K - 5600K) Strip LED - 2700 K / 5600 K
<b>Filters</b>	Filtru de grăsime din metal, detașabil și lavabil Filtru Regenerable Carbon.Zeo Microtech (opțional)
<b>Dimensions</b>	90 cm 52 cm 60 cm
<b>Notes</b>	Availability Carbon.Zeo filter KACL.1039 for hoods produced from Sept. 2024
	280 W
<b>Tensiune/frecvență</b>	220-240V 50-60Hz
<b>Motor</b>	800 m <sup>3</sup> /h 641 m <sup>3</sup> /h I.E.C.61591 66 dB (A)re1pW I.E.C. 60704-2-13 A
<b>Net Weight</b>	28.4 kg 23 kg 0.28 m <sup>3</sup> L 995 x H 482 x P 595 mm




**Accessorii optionale**

<b>Code</b>	<b>Description</b>
KACL.1039	Filtru Regenerabil Carbon.Zeo Microtech
KACL.1032#NF	Extension H700 Wall - Black
KACL.1033#NF	Extension H960 Wall - Black
KACL.865	Transportator pentru versiuni cu filtru (perete)
105080053	Telecomanda

Viteza motorului	1	2	3	4
	51	61	66	69
	313	468	573	641
	390	420	480	500
	145	175	215	245
leșire aer	150	150	150	150





PF		
S	Falmec Lab	
M	Plus - Perete - 90 cm - negro - 800 m3/h	
AEC	46.90	kWh/a
EEC	A	
FDE	29.20	
FDEC	A	
LE	22.00	
LEC	B	
GFE	80	
GFEC	C	
Qmin	313	m <sup>3</sup> /h
Qmax	573	m <sup>3</sup> /h
Qboost	641	m <sup>3</sup> /h
SPEmin	51	dBa
SPEmax	66	dBa
SPEboost	69	dBa
PO		
PS	0.48	W
PI		
F	0.90	
EEL	52.10	
Qbep	366	m <sup>3</sup> /h
Pbep	373	Pa
Qboost	641	m <sup>3</sup> /h
Wbep	130	W
WL	5.80	W
Emiddle	128	lux
Lwa-SPEmax	66	dBa

PF\_Scheda prodotto conforme a 65/2014 S\_Supplier name / M\_Model identification / AEC\_Annual Energy Consumption (AEC hood) / EEC\_Energy Efficiency class / FDE\_Fluid Dynamic Efficiency (FDE hood) / FDEC\_Fluid Dynamic Efficiency class / LE\_Lighting Efficiency (LE hood) / LEC\_Lighting Efficiency class / GFE\_Grease Filtering Efficiency / GFEC\_Grease Filtering Efficiency class / Qmin\_Air flow (in m<sup>3</sup>/h) at min speed in normal use / Qmax\_Air flow (in m<sup>3</sup>/h) at max speed in normal use / Qboost\_Air flow (in m<sup>3</sup>/h) at intensive or boost setting (max air-flow) / SPEmin\_Airborne acoustical A-weighted sound power emissions at min speed in normal use / SPEmax\_Airborne acoustical A-weighted sound power emissions at max speed in normal use / SPEboost\_Airborne acoustical A-weighted sound power emissions (in dB) at intensive or boost setting / P0\_Power consumption in off mode (Po) / Ps\_Power consumption in stand by mode (Ps).

PI\_Additional information according to 66/2014 Calculation methods: EN 61591:2020 F\_Time increase factor / EEL\_Energy Efficiency Index / Qbep\_Measured air flow rate at best efficiency point / Pbep\_Measured air pressure at best efficiency point / Qboost\_Maximum air flow / Wbep\_Measured electric power input at best efficiency point / WL\_Nominal power of the lighting system / Emiddle\_Average illumination of the lighting system on the cooking surface / Lwa=SPEmax\_Sound pressure level at the highest speed.